

SPECIFICATION SHEET

DSA400 | DOUGH DIVIDER ROUNDER

SEMI-AUTOMATIC DOUGH DIVIDER/ROUNDER, AVAILABLE IN 15, 22, 30, 36 & 54 PORTIONS, INCLUDES (3) SANITARY PLASTIC ROUNDING PLATES, STAINLESS STEEL CUTTING BLADES, WHEEL MOUNTED, INTERCHANGEABLE DOUGH HEAD, ETL





STAINLESS STEEL [SUFFIX I]

FEATURES

REMOVABLE AND INTERCHANGEABLE DIVISION HEADS
SEMI-AUTOMATIC CUTTING & ROUNDING
ROBUST CONSTRUCTION
SANITARY DOUGH PRESS HEAD + [3] ROUNDING PLATES
ANTI-VIBRATION SYSTEM IN STAINLESS STEEL
FLOOR RAISED WITH CASTORS
QUIET OPERATION
DIVIDES DOUGH WITH OPTIMAL HYDRATION OF 55-65%
EASY SNAP ON & OFF HEAD COVER
EQUIPPED WITH FREE SPARE PARTS KIT (SPRINGS & DAMPER)

CONSTRUCTION

STANDARD WHITE PAINTED CARBON STEEL FRAME
STAINLESS STEEL AISI 304 ARC HEAD SUPPORT
STAINLESS STEEL AISI 304 CUTTING BLADES
DOUGH PRESS & RING BUILT IN DIN POM C
6 FOOT POWER CORD WITH PLUG
ANTI-VIBRATION SYSTEM IN STAINLESS STEEL
REMOVABLE AND INTERCHANGEABLE DIVISION HEAD (15–300 GRAMS)

CONFIGURATIONS

MODEL	PORTIONS	PORTION WEIGHT (OZ/GRAMS)*		DOUGH CAPACITY	
		MIN.	MAX.	MIN.	MAX.
DSA4330	30	1/30	3.5/100	900 G	3 KG
DSA4336	36	0.87/25	3/80	900 G	3 KG
DSA4354	54	0.5/15	1.5/40	810 G	3 KG
DSA4415	15	3/85	10.5/300	1.3 KG	4.5 KG
DSA4422	22	2/60	7/200	1.3 KG	4.5 KG
DSA4430	30	1.5/40	4.75/135	1.25 KG	4 KG
DSA4436	36	1.25/35	4/110	1.25 KG	4 KG

*MINIMUM AND MAXIMUM CAPACITIES WILL DEPEND ON FERMENTATION, HYDRATION AND FLOURS USED. VARIANCE OF INDIVIDUAL PORTION WEIGHT IS SUBJECT TO CHANGE DEPENDENT ON DOUGH FORMULATION AND PROPER OPERATION OF UNIT.

OPTIONS & ACCESSORIES

STAINLESS STEEL AISI 304 FRAME & BODY	SUFFIX I
REMOVABLE HEAD ϕ 410MM: 15, 22, 30, 36 DIVISIONS	DSA4415 (15 PCS) DSA4422 (22 PCS) DSA4430 (30 PCS) DSA4436 (36 PCS)
REMOVABLE HEAD ϕ 360MM: 30, 36, 54 DIVISIONS	DSA4330 (30 PCS) DSA4336 (36 PCS) DSA4354 (54 PCS)
ROUNDING COLLAR ϕ 410MM	30226000300232
ROUNDING COLLAR ϕ 360MM	30226300000012
ROUNDING PLATES ϕ 410MM	SEE REVERSE
ROUNDING PLATES ϕ 360MM	SEE REVERSE

WARRANTY

ONE YEAR LABOR & TWO YEAR PARTS LIMITED WARRANTY


AGENCY APPROVALS



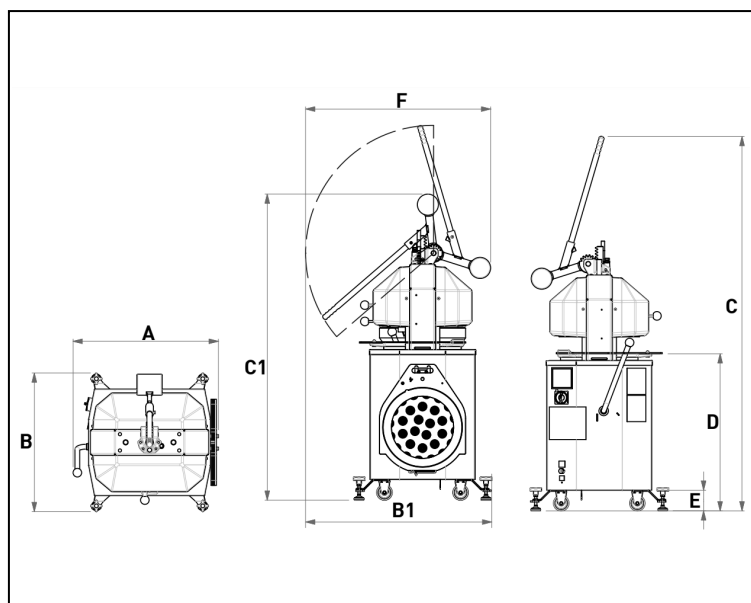
DIMENSIONS & WEIGHTS

DIMENSIONS EXCL. HANDLE (HxWxD) [inch]	63 x 29 ^{15/16} x 28 ^{3/4}
DIMENSIONS INCL. HANDLE (HxWxD) [inch]	77 ^{3/16} x 29 ^{15/16} x 28 ^{3/4}
SHIPPING DIMENSIONS (HxWxD) [inch]	72 x 48 x 40
NET WEIGHT [lb.]	572
SHIPPING WEIGHT [lb.]	665
CLEARANCE (left, back, right) [inch]	6, 10, 6
DIMENSION A [mm] - [inch]	[760] - [29 ^{15/16}]
DIMENSION B [mm] - [inch]	[730] - [28 ^{3/4}]
DIMENSION C [mm] - [inch]	[1600] - [77 ^{3/16}]
DIMENSION D [mm] - [inch]	[820] - [32 ^{5/16}]
DIMENSION E [mm] - [inch]	[100] - [3 ^{15/16}]
DIMENSION F [mm] - [inch]	[970] - [38 ^{3/16}]
DIMENSION B1 [mm] - [inch]	[980] - [38 ^{9/16}]
DIMENSION C1 [mm] - [inch]	[1600] - [63]

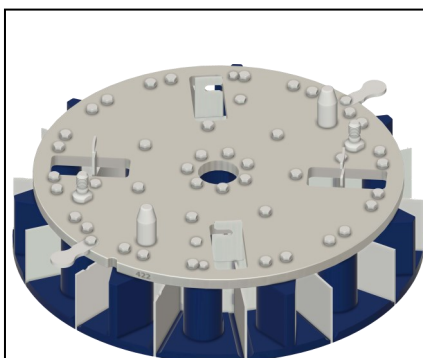
POWER REQUIREMENTS

POWER CONSUMPTION [kW]	0.55
GRID SUPPLY FREQUENCY [Hz]	50/60
VOLTAGE	120
AMPS	8
PHASES	1
NEMA	5-15P 

DRAWINGS



ACCESSORIES



REMOVABLE HEAD ø410MM:

DSAH4415 (15 PCS)
 DSAH4422 (22 PCS)
 DSAH4430 (30 PCS)
 DSAH4436 (36 PCS)

REMOVABLE HEAD ø360MM:

DSAH4330 (30 PCS)
 DSAH4336 (36 PCS)
 DSAH4354 (54 PCS)



ADDITIONAL DOUGH PLATES

FMF750 (DSA4330)
 FMF751 (DSA4336)
 FMF752 (DSA4354)
 FMF753 (DSA4415)
 FMF754 (DSA4422)
 FMF755 (DSA4430)
 FMF756 (DSA4436)